




ES
SERIES
1/3 HP to 2 HP



ESSENTIAL SERIES
VARIABLE FREQUENCY DRIVE
Single Phase | 2 & 3 Wire

**INTUITIVELY
ENGINEERED**



Reliability On-Demand

1/3 HP to 2 HP **ES** SERIES

AQUA **PHASE**

Constant Pressure - Leading Value

- Reduced tank size
- Quick & simple installation

Easy Setup with PERFECT **PRESSURE**™

- Setup constant pressure within a few minutes

Large Graphic Display

- Bright backlit screen
- Visible in direct sunlight

Rugged & Compact


- NEMA 3R steel enclosure
- Rated to 122° F

Industry Best Lead Times

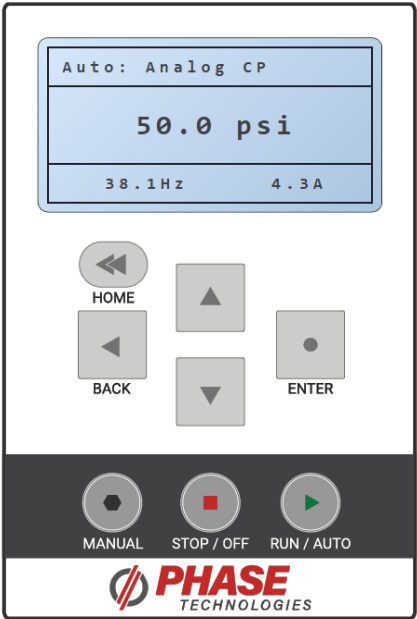
Specifications

	Single Phase
Part Number	ES3R-A
Input Voltage	120V / 240V
Horsepower	1/3 HP to 2 HP
Current Rating	14A
Motor Compatibility	2-Wire & 3-Wire Motors (Select manufacturer during setup)
Additional Information	Includes: 4-20 mA Analog Pressure Transducer kit

Anatomy of the Essential Series VFD



Superior Constant Pressure Control PERFECT **PRESSURE**™



Scan to access **ES** SERIES
weights and dimensions

ES3R_1.1_02102023



Phase Technologies, LLC
222 Disk Drive, Rapid City, SD 57701
605.343.7934 | phasetechnologies.com

