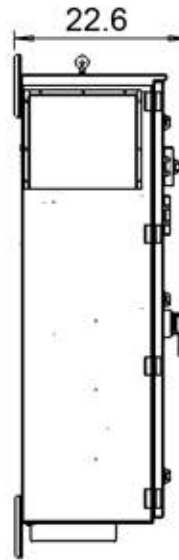
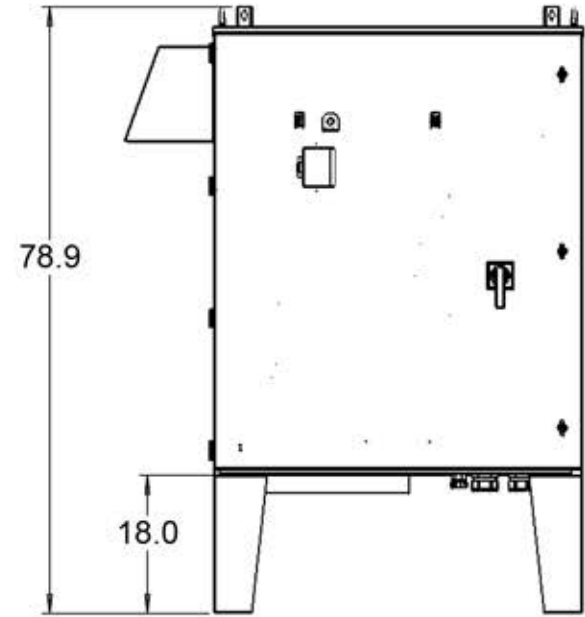


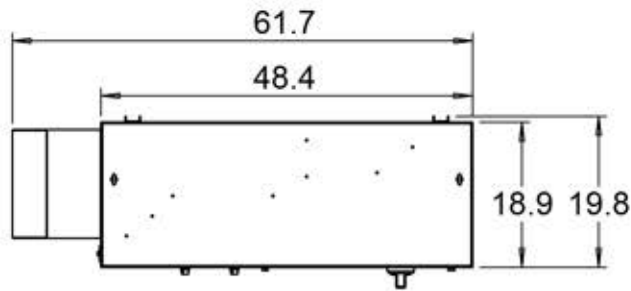
FRONT




SIDE



OPTIONAL  
LEG KIT



TOP



SUB PANEL  
DETAIL

**MODELS**

1LH220X

1LH230C

1LH450X

1LH460/460C

1LH475/475C

1LH4100/4100C

1LH4125

**PERFORMANCE**

Drawing Title: <b>1LH LARGE FRAME</b>	
Part Number: <b>N/A</b>	Revision: <b>001</b>
Material: <b>N/A</b>	
Finish: <b>N/A</b>	
Drawn by: <b>JLT</b>	Checked/Approved by:
Scale: <b>1:25</b>	Sheet: <b>1 of 1</b>
Date: <b>12/21/2018</b>	Units: <b>IN</b>

**PHASE**  
TECHNOLOGIES

This drawing and any information contained within are the confidential and copyright property of Phase Technologies, LLC © and MUST NOT BE DISCLOSED, COPIED, LOANED in whole or part or used for any purpose without the written permission of Phase Technologies, LLC.